



HOW TO ADD IPTV PLAYLIST TO TIVIMATE

Contact your IPTV provider to pay for iptv playlist

Get login info from iptv service provider

It is possible to add more than 1 playlist for extra content

Enter your login
SERVER URL
USERNAME
PASSWORD

First you need to download & install Tivimate app

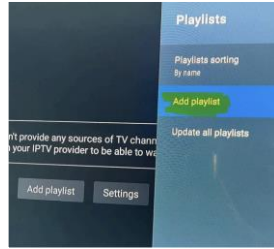
Open the tivimate app From the tv guide screen

Go left to find the settings menu

Click playlists

Click add playlist

Choose Playlist type Xstream codes

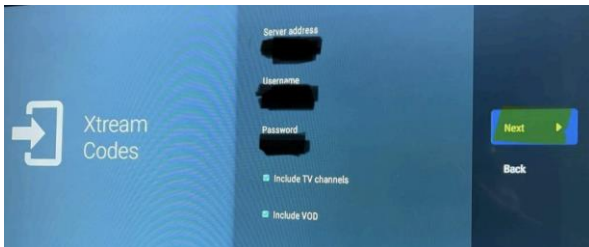
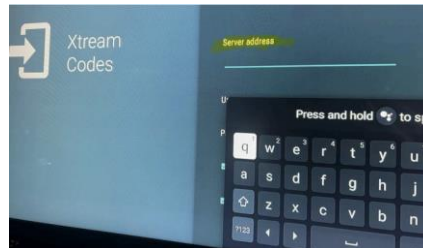


Click the button to open the screen keypad

Enter the server URL (with no spaces)

Enter the username

Enter the password

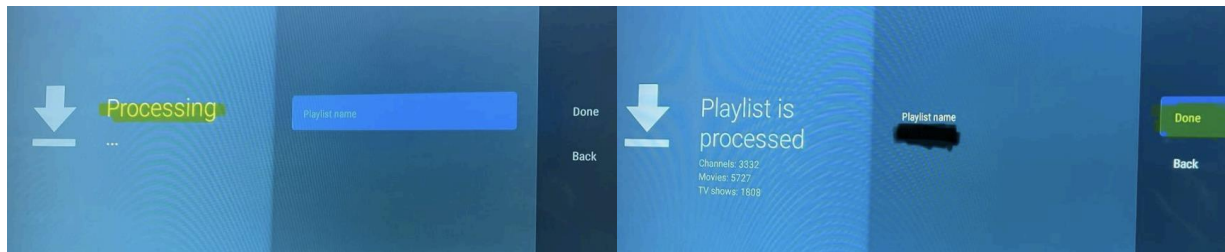


Include live channels (keep the check mark) include VOD (keep the check mark)

Go right Click next

Go right Click done

Click ok



CAUTION : DO NOT RECORD ONTO THE DEVICE, 1 HOUR RECORDING IS 3GB. IF YOU FILL THE DEVICE MEMORY THEN IT WILL REQUIRE FACTORY RESET AND SET UP EVERYTHING AGAIN.